

Scaled data based on original data using  
LM-79-08 Approved Method: Electrical and Photometric Measurements of Solid-  
State Lighting Products

Test Report Prepared for  
Cooper Lighting Solutions  
(formerly Eaton)

Brand: McGRAW-EDISON

Report Number: P940673

Luminaire Tested: **GALN-SB3D-835-U-T1**

Issue Date: 1/21/2025

**Test Information**

Test Method: LM-79-08  
Report Number: P940673  
TEST IS SCALED FROM IESNA LM-79-08 TEST DATA (G2-2405-108-2)  
Test Lab: INNOVATION CENTER  
Issue Date: 1/21/2025  
Manufacturer: COOPER LIGHTING SOLUTIONS (FORMERLY EATON)  
Product Line: MCGRAW-EDISON  
Catalog Number: GALN-SB3D-835-U-T1  
Description: GALLEON AREA AND ROADWAY HIGH DENSITY LED LUMINAIRE  
(3) 80 CRI, 3500K, 900mA LIGHTSQUARES WITH 26 LEDS EACH AND TYPE I OPTICS  
Light Source: -  
Ballast/Driver: -

**Summary**

Lumens per Lamp: N/A  
Luminaire Lumens: 28015 lumens  
Efficiency: N/A  
Efficacy: 128.5 lumens/watt  
Luminous Opening: Rectangular (W 1' x L: 1' x H: 0')  
IES Classification: Type I - Short  
BUG Rating: B5 - U0 - G5

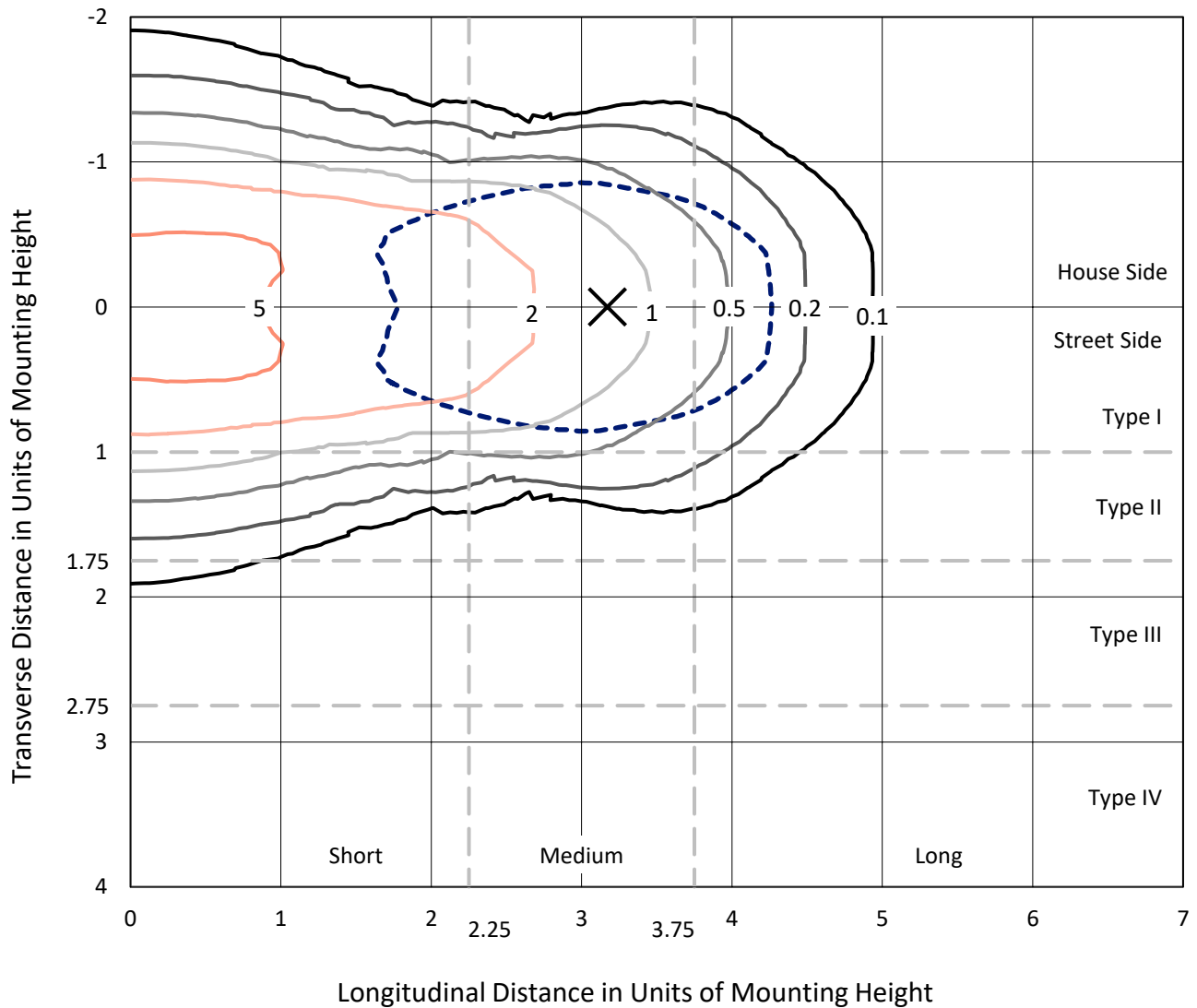
Input Watts (W): 218.1  
Input Voltage (V): NR  
Input Current (Ain): NR  
Voltage Rise (V): NR  
Power Factor: NR  
Total Harmonic Distortion (THDi): NR  
Frequency (hertz): 60  
Stabilization Time: NR  
Operation Time: NR  
Ambient Temperature (°C): NR  
Test Distance: 24 FT



REPORT NUMBER: P940673  
 CATALOG NUMBER: GALN-SB3D-835-U-T1

### Iso-Footcandle Lines of Horizontal Illumination

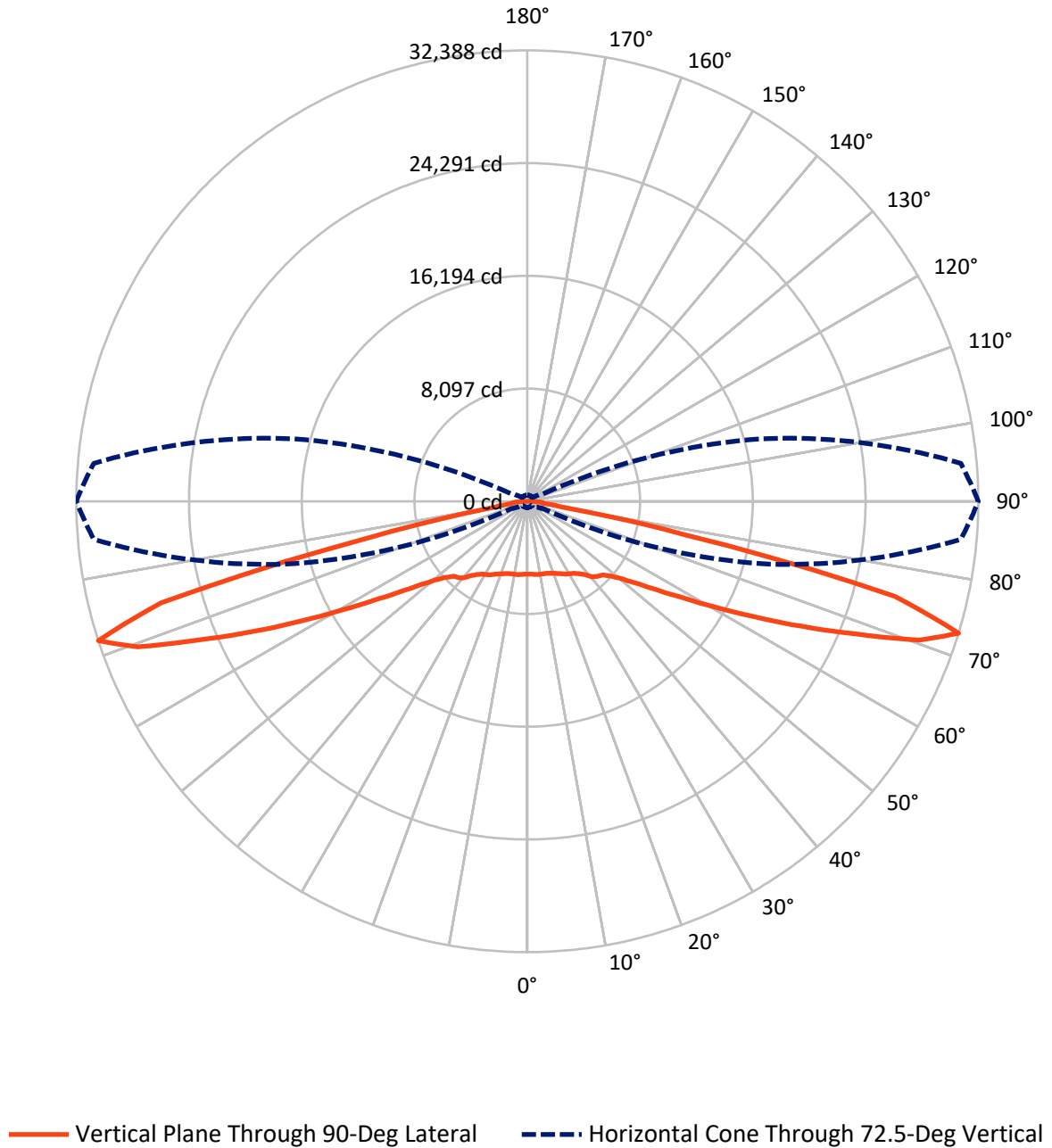
× Max cd  
 - - - 1/2 Max cd



Based on 25 foot mounting height. Maximum calculated value = 8.4 fc  
 Type I - Short - N/A

REPORT NUMBER: P940673  
CATALOG NUMBER: GALN-SB3D-835-U-T1

### Luminous Intensity Polar Plot



REPORT NUMBER: P940673  
 CATALOG NUMBER: GALN-SB3D-835-U-T1

**FLUX DISTRIBUTION:**

		Downward	Upward	Total
<b>House Side</b>	Lumens	14007.5	0.0	14007.5
	% Fixture	50.0	0.0	50.0
<b>Street Side</b>	Lumens	14007.5	0.0	14007.5
	% Fixture	50.0	0.0	50.0
<b>Total</b>	Lumens	28015.0	0.0	28015.0
	% Fixture	100.0	0.0	100.0

**Coefficient of Utilization**

**ZONAL LUMENS:**

Zone	Lumens	% Fixture
0°-10°	507.6	1.8
10°-20°	1552.0	5.5
20°-30°	2587.8	9.2
30°-40°	3559.0	12.7
40°-50°	4346.6	15.5
50°-60°	5027.3	17.9
60°-70°	5994.2	21.4
70°-80°	4183.5	14.9
80°-90°	257.0	0.9
90°-100°	0.0	0.0
100°-110°	0.0	0.0
110°-120°	0.0	0.0
120°-130°	0.0	0.0
130°-140°	0.0	0.0
140°-150°	0.0	0.0
150°-160°	0.0	0.0
160°-170°	0.0	0.0
170°-180°	0.0	0.0
0°-90°	28015.0	100.0
0°-180°	28015.0	100.0



REPORT NUMBER: P940673

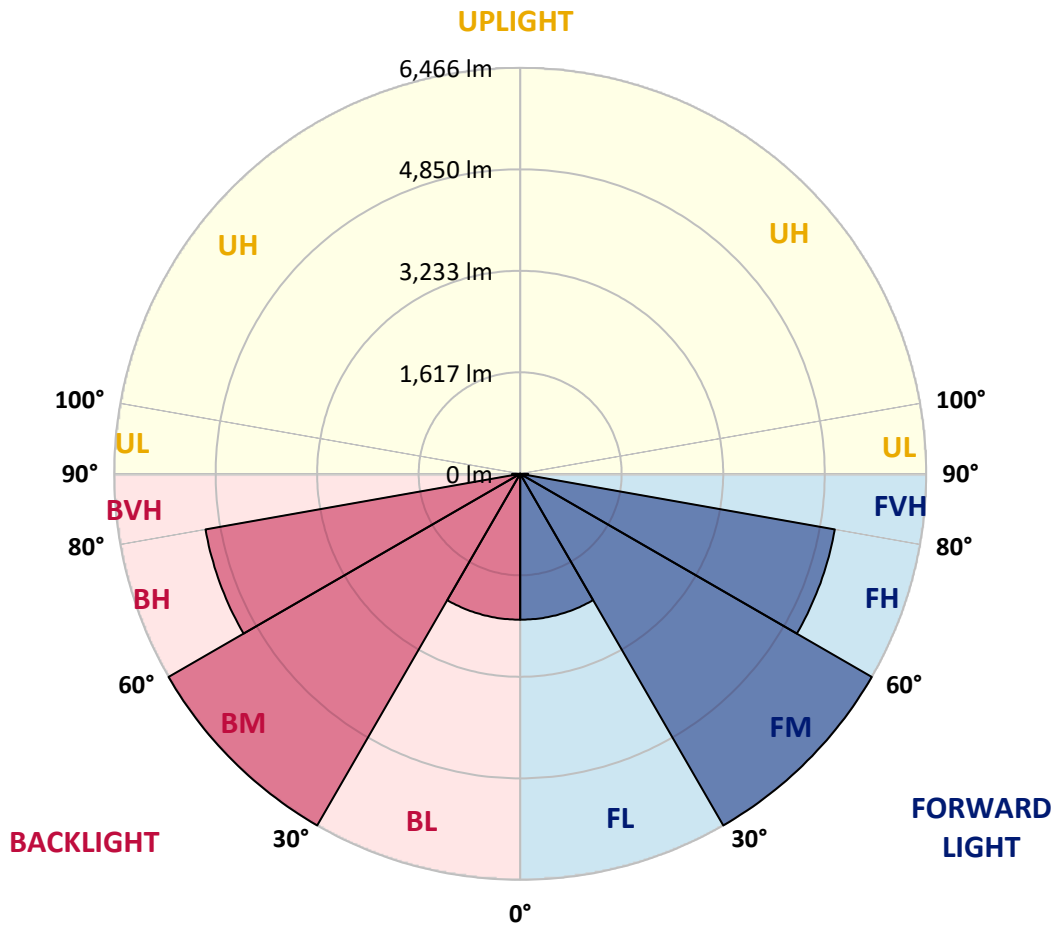
CATALOG NUMBER: GALN-SB3D-835-U-T1

**LUMINAIRE CLASSIFICATION SYSTEM LUMEN TABLE AND BUG RATING:**

Zone	Lumens	% Fixture	Zone Rating/Lumen Limit		
			B	U	G
FL (0°-30°)	2323.7	8.3			
FM (30°-60°)	6466.4	23.1			
FH (60°-80°)	5088.9	18.2			G3/7500
FVH (80°-90°)	128.5	0.5			G2/225
BL (0°-30°)	2323.7	8.3	B3/2500		
BM (30°-60°)	6466.4	23.1	B4/8500		
BH (60°-80°)	5088.9	18.2	B5		G5
BVH (80°-90°)	128.5	0.5			G2/225
UL (90°-100°)	0.0	0.0		U0/0	
UH (100°-180°)	0.0	0.0		U0/0	

**BUG Rating: B5-U0-G5**

Type I Short



REPORT NUMBER: P940673  
 CATALOG NUMBER: GALN-SB3D-835-U-T1

**CANDELA DISTRIBUTION (FULL):**

	0°	5°	15°	25°	35°	45°	55°	65°	75°	85°
0°	5234.9	5234.9	5234.9	5234.9	5234.9	5234.9	5234.9	5234.9	5234.9	5234.9
2.5°	5239.4	5245.3	5245.3	5240.9	5251.3	5242.3	5242.3	5237.9	5242.3	5237.9
5°	5266.2	5273.6	5276.6	5275.1	5288.5	5281.1	5281.1	5275.1	5276.6	5272.1
7.5°	5316.8	5327.2	5333.2	5340.6	5360.0	5351.0	5345.1	5327.2	5319.8	5307.9
10°	5333.2	5345.1	5364.4	5403.1	5447.8	5449.3	5431.4	5386.8	5352.5	5325.7
12.5°	5282.5	5298.9	5339.1	5418.0	5517.8	5558.0	5529.7	5455.3	5388.3	5340.6
15°	5218.5	5236.4	5297.4	5416.5	5563.9	5657.7	5654.8	5556.5	5449.3	5374.9
17.5°	5118.8	5136.6	5224.5	5391.2	5599.7	5754.5	5796.2	5695.0	5544.6	5444.8
20°	4938.6	4955.0	5077.1	5310.8	5611.6	5857.2	5965.9	5876.6	5689.0	5553.5
22.5°	4704.9	4730.2	4873.1	5172.4	5583.3	5964.4	6159.5	6098.4	5857.2	5669.7
25°	4454.7	4481.5	4648.3	5002.6	5510.3	6041.9	6388.8	6350.1	6047.8	5814.1
27.5°	4238.8	4267.1	4448.8	4834.4	5397.2	6071.6	6615.1	6634.4	6278.6	5973.4
30°	4069.1	4095.9	4289.5	4698.9	5251.3	6041.9	6813.1	6947.1	6513.8	6111.8
32.5°	3883.0	3917.2	4121.2	4533.6	5078.6	5970.4	6985.8	7285.1	6786.3	6260.7
35°	3647.8	3679.0	3893.4	4307.3	4852.3	5855.8	7130.2	7660.3	7176.4	6487.0
37.5°	3361.9	3391.7	3604.6	4024.4	4627.4	5695.0	7240.4	8083.1	7640.9	6813.1
40°	3074.5	3102.8	3302.3	3708.8	4357.9	5489.5	7279.1	8497.0	8173.9	7261.3
42.5°	2811.0	2836.3	3019.4	3397.6	4055.7	5227.5	7228.5	8857.3	8651.9	7573.9
45°	2568.3	2590.6	2752.9	3105.8	3741.6	4908.8	7076.6	9244.4	9220.6	7797.3
47.5°	2291.4	2313.7	2482.0	2822.9	3427.4	4535.1	6819.1	9625.6	10011.2	8303.5
50°	1953.4	1972.8	2145.5	2496.9	3101.3	4137.6	6461.7	9924.9	11008.8	9070.3
52.5°	1552.9	1573.7	1742.0	2093.4	2714.2	3710.3	5991.2	10119.9	12161.2	10189.9
55°	1155.4	1170.3	1316.2	1631.8	2234.8	3223.4	5401.7	10175.0	13468.4	11720.5
57.5°	838.2	847.2	941.0	1176.2	1694.3	2614.5	4685.5	10032.1	15024.3	13682.8
60°	678.9	681.9	710.2	814.4	1177.7	1926.6	3820.5	9540.7	16712.7	16212.4
62.5°	616.4	616.4	623.8	652.1	796.6	1271.5	2773.8	8522.3	18523.1	19409.0
65°	573.2	573.2	576.2	589.6	628.3	810.0	1750.9	6863.7	20049.2	23153.6
67.5°	534.5	536.0	534.5	539.0	561.3	598.5	1015.4	4740.6	20871.1	27033.6
70°	494.3	497.3	489.8	489.8	507.7	509.2	635.8	2599.6	20189.2	30285.3
72.5°	446.7	451.1	439.2	436.2	449.6	443.7	477.9	1247.7	17333.5	31256.0
75°	405.0	410.9	384.1	376.7	376.7	372.2	388.6	640.2	11250.0	25497.1
77.5°	367.8	379.7	336.5	312.7	306.7	293.3	317.1	391.6	4920.7	11970.6
80°	303.7	320.1	276.9	248.6	238.2	223.3	250.1	274.0	1463.6	2779.7
82.5°	226.3	233.8	196.5	177.2	168.2	157.8	187.6	190.6	476.4	984.1
85°	144.4	147.4	120.6	104.2	99.8	95.3	119.1	104.2	181.6	723.6
87.5°	50.6	58.1	46.2	41.7	44.7	37.2	55.1	31.3	50.6	510.7
90°	0.0	0.0	0.0	0.0	0.0	0.0	0.0	0.0	0.0	0.0

(END C

90°

5234.9  
5237.9  
5272.1  
5307.9  
5321.3  
5333.2  
5362.9  
5428.5  
5528.2  
5635.4  
5766.4  
5922.8  
6038.9  
6168.4  
6384.3  
6676.1  
7115.4  
7386.3  
7544.1  
8011.7  
8704.0  
9738.8  
11156.2  
12972.6  
15317.6  
18210.5  
21637.9  
25397.3  
29855.0  
32387.6  
27271.8  
11721.9  
2662.1  
1112.2  
1051.1  
632.8  
0.0

OF REPORT)